



**mm MLC**

**Features**

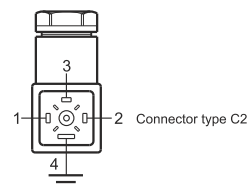
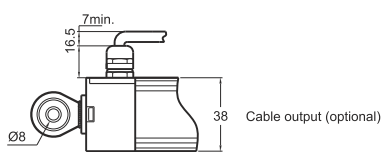
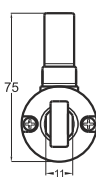
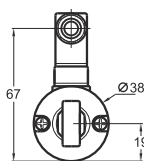
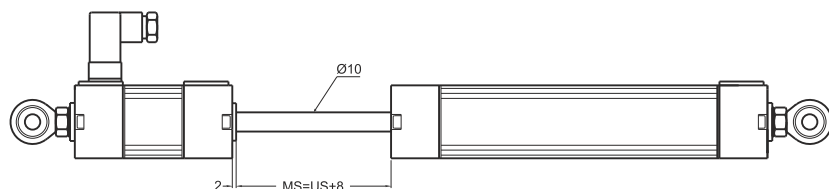
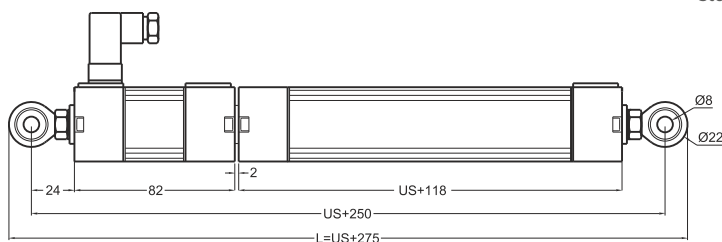
- 2,5/5/10/12,5/20 /251Jm resolution (4x mode)
- Measuring range 50 - 800 mm
- Magnetic contactless measurement
- TTL Linedriver, HTL Linedriver outputs optional
- IP 65 protection



**Technical Specifications**

Type of measurement	Magnetic incremental
Measurement stroke	50 ... 800 mm
Resolution	2,5/5/10/12,5/20 /251Jm resolution (4x mode)
Accuracy	± 40 µm
Output channels	A,B, / A,Ā, B,Ī
Output type	Push-pull, TTL Linedriver, HTL Linedriver
Supply voltage	5V DC (standard), 8-24V DC (optional)

Power consumption	(without load) < 40 mA (24 VDC)
Electrical connections	4 pin connector, cable (optional)
Max. Speed	<3m/s
Case material	Anodized aluminium
Mechanical fixing	Ball joints on the both side
IP degree	IP65
Operating temperature	-20°C ... +80°C
Storage temperature	-30°C ... +90°C



**Linedriver Cable Output**

- Ch A : Black
- Ch A inv. : Yellow
- Ch B : White
- Ch B inv. : Green
- +V : Brown
- 0V : Blue
- GND : Shield

**Push-Pull Cable Output**

- Ch A : Black
- Ch B : White
- +V : Brown
- 0V : Blue
- GND : Shield

**Connector Output**

- [1] Ch B
- [2] Ch A
- [3] +V
- [4] 0V

MLC (mm)	50	100	125	150	175	200	225	250	275	300	350	400	450	500	550	600	700	800
US (Usefull Stroke)	50	100	125	150	175	200	225	250	275	300	350	400	450	500	550	600	700	800
MS (Mechanical Stroke)	58	108	133	158	183	208	233	258	283	308	358	408	458	508	558	608	708	808
L (Total Length)	325	375	400	425	450	475	500	525	550	575	625	675	725	775	825	875	975	1075

Model	Measurement stroke	Resolution	Output type	Pole pitch	Output channels	Supply voltage	Connector / Cable
(example) MLC	250	T20 (4x mode)	LTP	B5	B	V2	C2
MLC	50 ... 800mm	T10 : 2,5 µm T20 : 5 µm T50 : 12,5 µm T80 : 20 µm T100: 25 µm	LTP : Push-pull LD : Linedriver HTL : HTL Linedriver	B5 : 5mm pole pitch	B : A, B	V1 : 5V DC V2 : 8-24V DC	C2 : 4 pin connector 1M : 1 meter cable 2M5 : 2,5 meter cable

The information provided herein is to the best of our knowledge true and accurate, it is provided for guidance only. All specifications are subject to change without prior notification.

**Althen – Your expert partner in Sensors & Controls | [althensensors.com](http://althensensors.com)**

Althen stands for pioneering measurement and custom sensor solutions. In addition we offer services such as calibration, design & engineering, training and renting of measurement equipment.

Germany / Austria / Switzerland  
info@althen.de

Benelux  
sales@althen.nl

France  
info@althensensors.fr

Sweden  
info@althensensors.se

USA / Canada  
info@althensensors.com

Other countries  
info@althensensors.com